

# Creating Memories

Seasonal Basics ✂



Winter  
Reds and  
Greens

Tilda®

Useful  
Small-patterned  
fabrics divided into  
four seasons – but  
great all year!





# Creating Memories

For this year's special edition collection I have chosen to realize an idea I have had for quite some time, Seasonal Basics with a mix of small-patterned printed and woven fabrics. We have called the concept Creating Memories and it is divided into four seasons by color – Spring and Easter Pastels; Summer and Ocean Blues; Autumn, Thanksgiving, Halloween; and Winter Reds and Greens.

We have chosen three precuts to go with each colorway. The Fat Quarter Bundle is double-folded so you can easily see all the fabrics, and the Fat Eight Roll Bundle is rolled into tiny fabric rolls. We have also added a Charm Pack with 32 pieces, and a charming Button Card. To help set the tone for the season, we are also adding Seasonal Chambray Bundles to our Basics.


The fabrics in Creating Memories are useful as a small-patterned supplement all year, but dividing the precuts into seasonal colorways will help you add that extra flair to seasonal shop exhibitions and also give customers the opportunity to plan ahead.

We are releasing this concept as we would a normal collection, with a dedicated catalogue and inspiring projects released on tildasworld.com along with the collection release. The concept will then stay in Tilda's World as Basics.

In this moodboard we present the Winter Reds and Greens color theme. This colorway contains an array of red fabrics combined with hints of green. In addition to Winter projects, this collection can of course also be useful all year round for any project where red and green fabrics are needed.

The small patterns and rustic feel of the woven fabrics are lovely when creating cozy Winter and Christmas projects and inspired motives like apples, holly, geese and a sweet Christmas calendar quilt.

Tilda Chambrays are used as a supplement for the projects. Along with the woven fabrics in the collection they give a nice, comforting and timeless rustic feel.




300213 Charm Pack 5 in squares, 32 pcs 2 of each Creating Memories Winter



300209 Fat Quarter Bundle 16 fabrics 20x22 in Creating Memories Winter

300217 Fat Eight Roll Bundle 16 fabrics 20x11 in Creating Memories Winter



400065 Creating Memories Winter Buttons 10 pcs 0,4 and 0,47 in



300221 Fat Quarter Bundle 9 fabrics 20x22 in Chambray Winter Hues

## SEASONAL BASICS

## Creating Memories

### Winter Reds and Greens

Patterns 100%



130144 Avery Red



130145 Evie Green




130146 Harper Pink



130147 Berrytangle Burgundy



130148 Lulu Sand



130149 Brie Red




130150 Frida Red




130151 Gracie Green




130152 Carla Red




160081 Tinydot Red




160082 Stripe Green




160083 Seamstripe Red




160084 Tinystripe Red



160085 Polkadot Red



160086 Plaid Burgundy



160087 Gingham Red

100% COTTON - PREMIUM QUALITY - WIDTH 44/45 IN - 110 CM - SHRINKAGE APPROX 3% 

OEKO-TEX® STANDARD 100



20240228 Appe Cider Quilt 54,25 x 69 in (137,8 x 175,3 cm)



Apple Cider Pillow 21,25 x 18 (54 x 45,7 cm)  
20240231 Pine, 20240232 Beige

Creating Memories projects  
will be released as free patterns  
on [tildasworld.com](https://tildasworld.com) with the  
collection

20240236  
Apples



20240229 Holly Quilt 62,5 x 73,5 in (158,75 x 186,7 cm)

20240230 Christmas Calendar Quilt  
53,25 x 56,5 in (134,5 x 143,5 cm)



Winter pillows 27,25 x 15,5 in (69,2 x 39,5 cm) 20240233 Brown, 20240234 Red



20240235  
Geese





A sweet mix of printed and woven small-patterned fabrics divided into seasons by color. Useful all year round, but great when you need a coordinated color range for any project, or want to create seasonal projects. Creating Memories comes in four color ranges with 16 fabrics in each.



[www.tildasworld.com](http://www.tildasworld.com)

**Tilda®**  
**FABRICS**

[www.tildafabrics.com](http://www.tildafabrics.com)